

Microcrystalline cellulose as a green way for substituting BaTiO₃ in dielectric composites and improving their dielectric properties

Adel Zyane^{a,b}, Ahmed Belfkira^a, François Brouillette^{b*}, Romain Lucas^c, Pascal Marchet^c

^a Laboratoire de Chimie Bioorganique et Macromoléculaire (LCBM), Faculté des Sciences et Techniques, Avenue Abdelkrim Khattabi BP 549, Marrakech, Maroc

^b Centre de recherche sur les matériaux lignocellulosiques (CRML), Université du Québec à Trois-Rivières, 3351 boul. des Forges C.P. 500, Trois-Rivières, Canada

^c CNRS - Université de Limoges, Science des Procédés Céramiques et de Traitements de Surface, UMR 7315, Centre Européen de la Céramique (CEC), 12 Rue Atlantis, F-87068 Limoges Cedex, France

*Corresponding author. Fax: +1-819-376-5148.

E-mail address: francois.brouillette@uqtr.ca (F. Brouillette).

Abstract

Barium titanate (BT) and microcrystalline cellulose (MCC) were used to improve the dielectric properties of a commercial vinylic resin. Using a green method, two binary composites (vinylic resin/BaTiO₃, vinylic resin/MCC) and one ternary composite (vinylic resin/BaTiO₃/MCC) were prepared. Results obtained for the MCC containing composite show an identical evolution of the relative permittivity compared to BaTiO₃ composites with weak dielectric losses. In consequence, the feasibility of the substitution of BaTiO₃ with MCC, an economical and biosourced material is demonstrated.

Keywords: Polymer composites; Biocomposites; Dielectrics; Barium titanate; Microcrystalline cellulose.

Introduction

The actual trend toward miniaturization in the electronics industry has opened a wide research field for dielectric composites because they exhibit properties associated to both organic and inorganic materials.¹ The main advantage of these composites comes from the possibility to obtain various properties according to the characteristics of the constituting materials. Among these characteristics, nature, inclusion shape, volume fraction, dispersion in the matrix and orientation under external constraints have a significant influence on the physical properties of the final material.^{2,3} For example, several studies have been published about the dispersion of polar particles in weakly polar polymeric matrices. In one of them, X. Zhao *et al.*⁴ have compared polydiacrylate-BaTiO₃ composites prepared

by thermal treatments and electron beam. The second method gave the best particle dispersion and permittivity.

Environment protection has oriented research efforts toward natural molecules. In the last decade, the use of polysaccharide-based products such as starch and cellulose derivatives has rapidly spread.⁵ In this context, Bouthegourd *et al.*⁶ have elaborated a composite containing rubber and potato starch nanocrystals. The correlation between dielectric properties and conductivity was used to determine the agglomeration threshold of nanoparticles (15 wt.%). More recently, the addition of a third element (i.e. fiber glass, multi-walled carbon nanotubes, vapor-grown carbon fibers) to the binary mixture was shown to improve dielectric properties. This addition promoted the interconnection between dipoles thus helping the formation of micro-capacitors and the improvement of the dielectric permittivity of the material while minimizing dielectric losses.^{7,8,9}

In this paper, we describe the realization of three types of polymer/ferroelectric oxide composites: vinylic resin/barium titanate (VR/BT), vinylic resin/microcrystalline cellulose (VR/MCC) and vinylic resin/barium titanate/microcrystalline cellulose (VR/BT/MCC). Room temperature dielectric responses at different frequencies were measured for various concentrations of ferroelectric oxide, microcrystalline cellulose and combinations of both materials. Using the same preparation method for all binary and ternary composites allowed comparing the effect of BT and MCC on dielectric properties.

Experimental

Materials

The vinylic resin emulsion (W301) was supplied by the Société Marocaine des Polymères (SMP) and consisted in an Ethylene Vinyl Acetate/VeoVa terpolymer (VeoVa is the vinyl ester of versatic acid). The solid content of the resin was 51.7 wt.% with a viscosity of 7600 mPa.s and a glass transition temperature of 34°C as indicated by the supplier. The microcrystalline cellulose (Avicel PH-105) was received from FMC Europe NV (Brussels, Belgium). The average particle size was ~20µm. Barium titanate (BT) was custom-made by reacting stoichiometric amounts of solid TiO₂ and BaCO₃ (both from Sigma Aldrich) at 1100°C for 2 hours in a laboratory oven. The average particle size of the obtained solid was ~600 nm as determined by a laser particle size analyzer (HORIBA Partica LA-950V2).

Composite preparation

Binary composites were prepared by adding predefined weight percentages (10, 20, 30, 40 and 50 wt.%) of BT or MCC to the vinylic resin. The dispersion was kept under mechanical mixing at room temperature for 30 minutes. For ternary composites, the 80/20 VR/BT blend was used as the base material to which an additional amount of 1 to 4 wt.% MCC was added.¹⁰ The mixtures were left under mechanical mixing for 30 minutes at room temperature. Obtained dispersions were deposited on Teflon paper under a saturated atmosphere. After coalescence and water evaporation, composites were dried in a vacuum oven at 70°C until a constant weight was reached (at least 24h).¹¹

Dielectric measurements

Dielectric measurements were carried out at room temperature (27°C) with an impedancemeter (Agilent 4294A) using a cell (Agilent 16451B) allowing direct measurements without any electroding of the samples. The frequency sweep was from 100 Hz to 1 MHz.

Results and discussion

Vinylic resin/BaTiO₃ (VR/BT) and vinylic resin/MCC (VR/MCC) composites

Figure 1 shows the variation of the relative permittivity (ϵ_r) and the loss factor ($\tan(\delta)$) with BT and MCC loadings. The relative permittivity increases with the percentage of added particles and decreases with frequency. For a 50 wt.% BT loading, the ϵ_r value reaches 13.60 at 100Hz, which is 2.1 times the value obtained for the vinylic resin alone. A similar result was obtained for the 50 wt.% MCC loading with a value of 13.20. Results for VR/BT are in accordance with those obtained with resins having a similar permittivity. For example, F.J. Wang *et al.*¹² found permittivity values in the range of 4 (pure resin) to 12.5 for a polyethersulfone-BT (50wt.%) composite at 100 kHz. For both BT and MCC composites, dielectric losses are almost constant at high frequencies. In the low frequency range, very high values are obtained due to the polarization mechanism: the contribution of added particles (BT and MCC) to the increase of the dielectric permittivity is due to the apparition of space charges (or interfacial polarization) in the polymeric matrix. The combination of space charges and orientation polarization give a high relative permittivity with a unique relaxation. The same effect was observed by N.J.S. Sohi *et al.*¹³ by adding carbon black, short carbon fibers or carbon nanotubes to an Ethylene Vinyl Acetate resin. In our case, the contribution of MCC is caused by local movements of polysaccharide chains¹¹ and by the increase in dipolar moment of composites due to hydroxyl groups present on MCC particles.¹⁴ Also, strong MCC-VR interactions are responsible for the high permittivity at 50wt.% MCC (13.20). This value is higher than those reported by M. Beztout *et al.*¹⁴ for the addition of 30 wt.% MCC in PVC-MCC ($\epsilon_r=3.76$ to 4.19). D. M. Panaitescu *et al.*¹⁵ also studies the

addition of MCC to PE, but the effect of MCC on the permittivity was marginal: 3.3 for PE alone and 3.8 for a 20wt.% loading of MCC.

Other recent studies have used nanoparticles, with or without modification or coupling, to insure an improvement of the dielectric permittivity of composites.^{16,17} It was shown that this improvement is observed only when large amounts of particles are added, generally over 40 wt.%. This high loading adversely affects the mechanical properties of the film. To overcome this drawback, a third constituent is necessary.^{8,10,18} This third constituent improves the connectivity between dipoles and makes it possible to decrease the amount of incorporated particles. In our case, and considering previous results, MCC was chosen as the third constituent to improve the relative permittivity by creating bridges between polymeric chain dipoles.

Vinylic resin/BaTiO₃/MCC (VR/BT/MCC) hybrid composites

Figure 2 shows the effect of the MCC loading (from 1 to 4 wt.%) on ϵ_r and $\tan(\delta)$ for the hybrid composite (VR/BT/MCC). The relative permittivity (Figure 2.a) increases with the mass fraction of MCC. It reaches a value of 13.24 at 100Hz at the maximum MCC loading (4 wt.%). This value is 1.5 times larger to the one obtained for the base composite VR/BT 80/20 (~8.75). Y. C. Li *et al.*¹⁰ have found a similar effect by adding nanographite (GN) particles to a polyvinylidene fluoride (PVDF)/BT composite. Dielectric losses (Figure 2.b) exhibit a remarkable decrease with increasing MCC loading. For a 100Hz frequency, the base composite has a $\tan(\delta)$ of 0.53 compared to 0.17 for the 4 wt.% MCC hybrid composite. Both RV/BT/MCC 80/20/4 and RV/BT 50/50 composites have similar relative permittivities (~13.60), but different dielectric losses (0.17 vs. 0.38). In consequence, we can conclude that by adding 4 wt.% MCC to the composite, the BaTiO₃ loading can be reduced from 50 wt.% to 20 wt.% while keeping the same relative permittivity and reducing the losses. The high permittivity obtained with MCC is generally associated to the charge spacing polarization between MCC-VR and MCC-BT.⁸ This leads to an interfacial polarization which adds to other types of polarization: polymer chain orientation and VR-BT interface. According to the percolation theory, this increase of polarization can be attributed to the existence of several micro-capacitors formed by the separation of charges in the neighborhood a polymer/ceramic insulating layer as it is the case for ternary composites, PVDF/BT/GN and PS/BT/GNs(Graphite Nanosheets).^{10,18}

The introduction of MCC with the resin alone or containing BT has promoted the improvement of dielectric properties of the composite compared to BT alone. MCC has a much lower specific gravity and a better dispersibility than BT in the initial emulsion and in the dried film. This contributes to the good dispersion of BT in the case of the ternary composite (Figure 3). In consequence, it is possible to imagine the formation of micro-capacitors, in which crystalline area of MCC act as electrodes and BT

together with the VR matrix serve as medium, in the same manner as in the case PI/BT/graphene.¹⁹ In consequence, charges accumulate in the micro-capacitors, and the dielectric permittivity subsequently increases.¹⁹ As dielectric losses are linked to charge movements (radical or chain segment relaxations), the steadiness, or reduction, of losses can be explained by the immobilization of charges caused by the presence of strong hydrogen bonds in the system. This would confirm the formation of macro-dipoles by the introduction of MCC.

Conclusions

In conclusion, on the one hand, MCC proved to be a very good replacement for BaTiO₃ to improve dielectric properties (ϵ_r and $\tan\delta$) of polymeric materials. On the other hand, using MCC instead of graphite nanosheets, as the third phase of a RV/BT 80/20 composite, illustrated the potentiality of this biosourced compound in polymeric dielectric materials. These first results open the way for new possibilities in composite green chemistry for applications in the electronic industry.

Acknowledgements

This project was carried out through the Mobility and scientific cooperation agreement between the Université du Québec à Trois-Rivieres (UQTR, Canada) and the Université de Limoges (France). The authors also want to thank the Association of Universities and Colleges of Canada (AUCC) and the International Development Research Institute (IDRC) for supporting the collaboration between UQTR and the Faculty of Sciences and Techniques (Marrakesh, Morocco).

References

- ¹ P. Barber, S. Balasubramanian, Y. Anguchamy, S. Gong, A. Wibowo, H. Gao, J. H Ploehn and H-C. z. Loye, *Materials.*, **2**, 1697 (2009).
- ² Z. M. Dang, Y.F. Yu, H. P. Xu and J. Bai, *Compos Sci and Technol.*, **68**, 171 (2008).
- ³ Z. M. Dang, Y. J. Xia, J. W. Zha, J. K. Yuan and J. Bai, *Mater Lett.*, **65**, 3430 (2011).
- ⁴ X. Zhao, C. Hinchliffe, C. Johnston, P.J. Dobson and P. S. Grant, *Mater Sci Eng B-Adv.*, **151**, 140 (2008).
- ⁵ F. Chivrac, E. Pollet and L. Avérous, *Mater Sci Eng R-Rep.*, **67**, 1 (2009).

- ⁶ E. Bouthegourd, K. R. Rajisha, N. Kalarical, J. M. Saiter and S. Thomas, *Mater Lett.*, **65**, 3615 (2011).
- ⁷ E. A. Stefanescu, X. Tan, Z. Lin, N. Bowler and M. R. Kessler, *Polymer.*, **52**, 2016 (2011).
- ⁸ S. H. Yao, J. K. Yuan, Z. M. Dang and J. Bai, *Mater Lett.*, **64**, 2682 (2010).
- ⁹ C. Zhang, J. F. Sheng, C. A. Ma and M. Sumita, *Mater Lett.*, **59**, 3648 (2005).
- ¹⁰ Y. C. Li, S. C. Tjong and R. K. Y. Li, *Express Polym Lett.*, **5**, 526 (2011).
- ¹¹ P. Ortiz-Serna, R. Díaz-Calleja, M. J. Sanchis, E. Riande, R. Nunes, A. Martins and L. Visconte, *J Non-Cryst Solids.*, **357**, 598 (2011).
- ¹² F. J. Wang, W. Li, M. S. Xue, J. P. Yao and J. S. Lu, *Compos Part B-Eng.*, **42**, 87 (2011).
- ¹³ N. J. S. Sohi, M. Rahaman, D. Khastgir, *Polym Composite.*, **32**, 1148 (2011).
- ¹⁴ M. Beztout, A. Boukerrou, H. Djidjelli, D. Hamiche and S. Krim, *Ann Chim-Sci Mat.*, **37**, 185 (2012).
- ¹⁵ D. M. Panaitescu, P. V. Notingher, M. Ghiurea, F. Ciuprina, H. Paven, M. Iorga and D. Florea, *J Optoelectron Adv M.*, **9**, 2526 (2007).
- ¹⁶ Y. Feng, J. Yin, M. Chen, M. Song, B. Su and Q. Lei, *Mater Lett.*, **96**, 113 (2013).
- ¹⁷ S. H. Choi, I. D. Kim, J. M. Hong, K. H. Park and S. G. Oh, *Mater Lett.*, **61**, 2478 (2007).
- ¹⁸ F. A. He, K. H. Lam, J. T. Fan and L. W. Chan, *Polym Test.*, **32**, 927 (2013).
- ¹⁹ J. Liu, G. Tian, S. Qi, Z. Wu and D. Wu, *Mater Lett.*, **124**, 117 (2014).

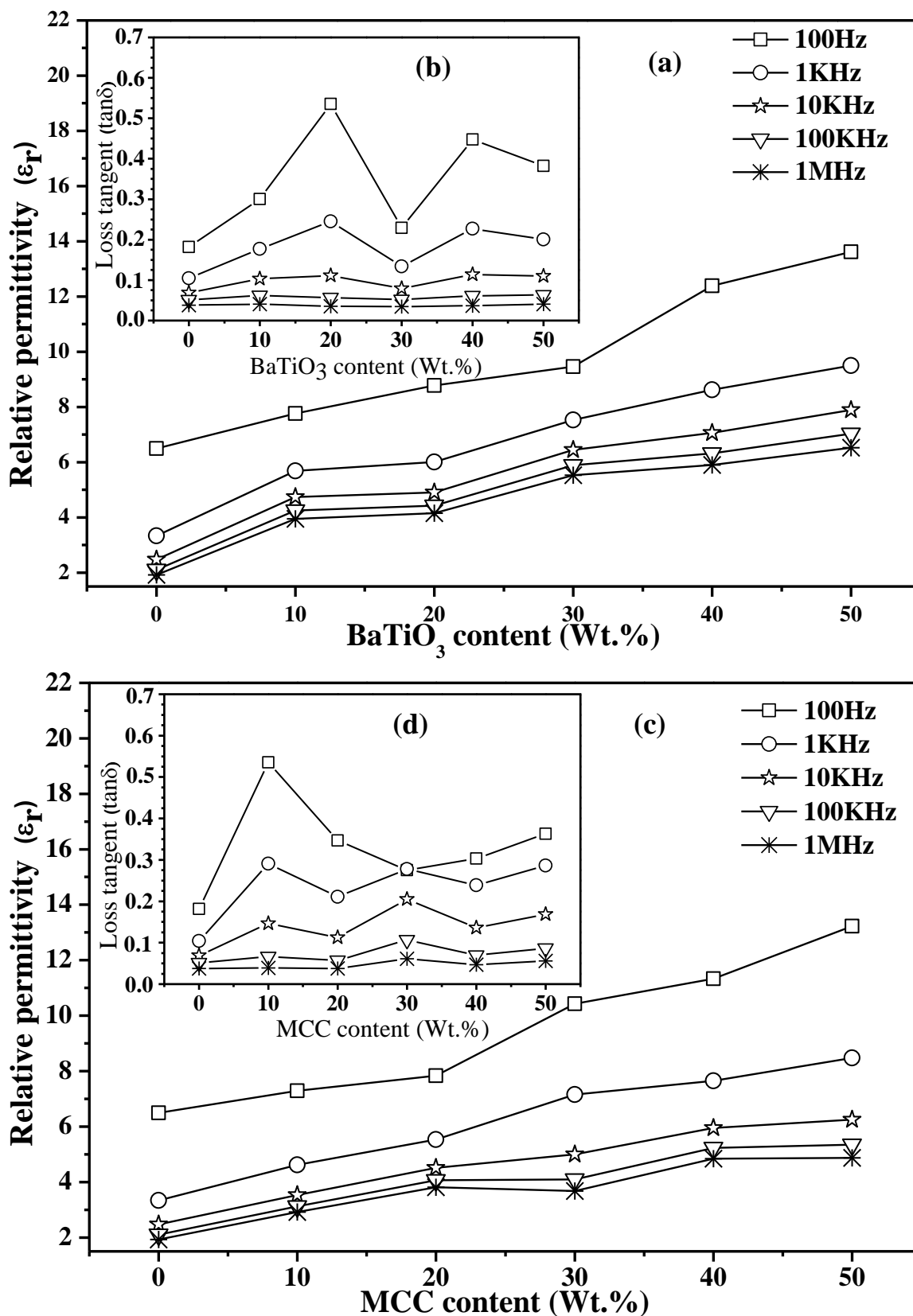


Figure 1: Dielectric constants (a) and (c) and loss factors (b) and (d) for VR/BT and VR/MCC composites.

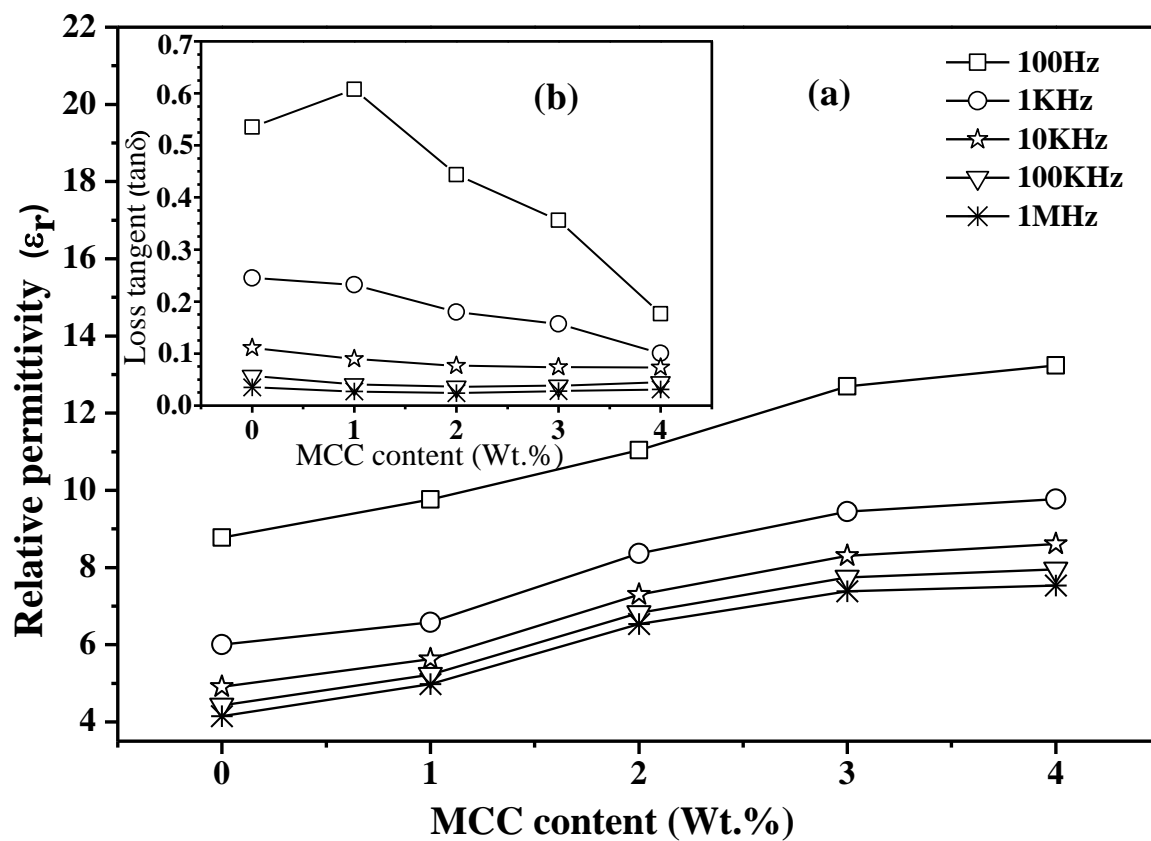


Figure 2: Dielectric constants (a) and loss tangents (b) with MCC content for VR/BT/MCC (80/20/x wt.%) hybrids.




Figure 3: SEM micrographs of (a) binary composite VR/BT 80/20, and (b) ternary composite VR/BT/MCC 80/20/4 (white: BaTiO_3 ; black: Polymer and MCC).